



THE ANCHORLINE



WHITE ROCK POWER AND SAIL SQUADRON WHITE ROCK BC
www.whiterocksquadron.org 604-515-5566 CANADA

**OCTOBER
2009**

FRONT PAGE NEWS

Radar for Pleasure Craft

continues to be one of our most popular courses offered over the past 5 sessions. No pre-requisite required.



Register now to learn the different types of RADAR equipment, including their capabilities and limitations. Understand the available features and how they apply to your needs. Learn to navigate using RADAR and determine where you are and how to avoid a collision in unexpected limited visibility, common in July/August in Desolation Sound and north. It's better than 20/20 vision.

6 Wednesday evenings 7 p.m.—9 p.m.

November 4th to December 16th

\$80 CPS Member / \$95 Non-Member

Register at <http://www.whiterocksquadron.org/courses.htm>

In This Issue...

- Front Page News /1
- Squadron Calendar /1
- Commander's Comments /2
- Event of Interest /2
- Editor's Notes /3
- Our Volunteers /3
- Training Notes /4
- *Know Your Position* /5
- Cruise News /6
- From the Galley of ... /7
- Membership News /8
- Membership Benefits /9
- Our Environment /10
- The Kids' Page /11
- Reprints & Re-reads /12
- Dinner/Dance Info /12
- 2010 Cruising Schedule /12
- Directory /13

Squadron Calendar

Oct	08	Bridge Meeting*
Nov	04	Radar Course starts
Nov	11	Remembrance Day - no classes
Nov	12	Bridge Meeting*
Nov	27	Dinner / Dance
Dec	10	Bridge Meeting*


*Meetings start at 7:00 p.m. on the 2nd Thursday of each month at the ABC Restaurant (2160 King George Hwy). Supper (optional) starts at 6:00 p.m. All members are welcome and encouraged to attend. R.S.V.P. any Bridge member.



'Crescent Glow' by Ann Worth www.annworthoilpainting.com

Commander's Comments

Roger Gibb



There has been considerable press coverage recently about the September 15th deadline for the requirement that all persons operating a motorized vessel must be able to show proof of competency (such as a PCO card for example).

Happily this resulted in a larger than expected registration for our BoatPro and Boating classes, which started September 15th and 16th at Earl Marriott school.

Supply Officers at the District and Squadron levels were all scrambling to keep up with the demand for materials for the extra students – many thanks to Grant Hadland and Ken Tomkow for making sure we had enough for our Squadron.

Our Squadron has divided the *Tuesday [Boating]* class into two so that we can provide better class size ratios, allowing the instructors, proctors and students to get to know each other better

The *Weather Fundamentals* class got off to a good start, and the Celestial Navigation class picked up where they left off in the Spring, but armed with better knowledge of where the various stars are to be found.

Our *VHF Marine Radio* (includes DSC endorsement) and *Radar for Pleasure Craft* classes get going on October 6th and November 4th respectively so it's not too late to sign on to one or both if they're on your "to do" list.

Students: Remember that our volunteers teach because they love to do it, and welcome all your questions. Nautical language can seem quite strange at first, but you'll soon get the hang of it and by the time you finish your course you'll even feel comfortable with it. Thank you to our instructors and proctors for stepping up: Instructors Carlos, Cliff, Phil, Gerry, Tom, Andrew, Ken, Harald and Proctors Shirley, Terry, Ken, Lawrence, Erik, Laurel, Kevin, and Tom.

I know it seems early to start thinking about Christmas, but I just want to give you the heads up that we'll again be partnering (!) with the Sur Del and Langley Squadrons for our Christmas party – more details to follow later in the year.

Author Andrew Scott launches his landmark work, *The Encyclopedia of Raincoast Place Names: A Complete Reference to Coastal British Columbia* at the **Vancouver Maritime Museum** (1905 Ogden Avenue) on **Saturday, October 24** from 2-4pm. Andrew will present a talk and slideshow and sign copies of his new book. Books will be for sale. For more information please contact: 604 257-8300.

Editor's Notes

Linda Spence
editor@whiterocksquadron.org

A warm welcome to all of our new and returning students, instructors, proctors and Bridge members.

After you've read Barry's article on 'Know Your Position', (page 4) challenge yourself to write a complete 'distress call' dialogue for the 3 people involved in the incident — 'woman', USCG, and Barry. (You may refer to your Maritime Radio course manual or sign up for our next course.)



'Sherbrooke in Colours', is the theme chosen for the 2009 Annual Conference of the Canadian Power and Sail Squadron. 5 members of our squadron are attending the event which is taking place in Sherbrooke, Quebec from September 30th to October 4th. (*More about this in the December issue.*)

And speaking of colours, I wish to thank White Rock artist, Ann Worth, for her "Crescent Glow" image on the front page. For more information about Ann and her paintings, please go to www.annworthoilpainting.com

Next issue of The Anchorline will be December 2009.

*For more information about submitting your stories, photos, etc, please **e-mail** me or phone our message centre at 604-515-5566 and leave a message for me to contact you. Thank you.*

If you're curious about the search and rescue call-outs of one of the local coast guard auxiliary units, go to www.deltasar.bc.ca/Incidents.htm

"Keep in mind that the incident taskings on the website link are the taskings that Canadian Coast Guard Auxiliary Unit 08 were involved in, there may be another vessel involved such as Coast Guard or Coast Guard Auxiliary," writes Brian Scott, President, Delta Marine Rescue Society.

Our volunteers — whatever would we do without you.



As the logo on the front page says, we are volunteers teaching safe boating — but there's so much more to it than that. Our squadron depends on many volunteers besides the instructors and proctors you see each week, for example, Shelley and Ted, who really do count — they look after our money the whole year through.



Training Notes

Did you know that our Squadron Training Office (STO), in conjunction with the Squadron executive, arranges for...

- Courses to be offered at our Squadron
- Facilities
- Instructors and proctors
- Quantity of materials
- Registration process
- Exams and marking
- Certificates for graduating students
- Graduation ceremonies



JANUARY 2010 COURSES

- tentatively -

- Boating
- Boat-Pro
- Global Weather
- Navigating with GPS
- Electronic Navigation
- Marine Radio (VHF)
- Advanced Piloting

Any suggestions for other courses?

E-mail us at info@whiterocksquadrone.org

A complete schedule of our January courses will appear in the December Issue of *The Anchorline* and also on our website at <http://www.whiterocksquadrone.org/courses.htm>

Radar for Pleasure Craft course covers these topics:

- Introduction to RADAR
- The Antenna
- The RADAR Beam
- The Display Unit
- Interpreting the Screen
- Integration
- Weather
- Navigating
- Collision Avoidance
- Buying a RADAR Unit
- Radar Installation (Bigger, Higher, Better)
- Maintenance
- Summary and Future Trends
- Antenna Heights and Distances
- Range, VRM, EBL
- Learning to Interpret Targets, Plotting
- Speed, Six Minute Rule, The ERBL
- Relative Motion and Relative Speed
- Closest Point of Approach, MARPA, and Collision Avoidance
- Head-Up, North-Up, Course-Up
- Waypoints
- Integration of RADAR and Chartplotter
- Controls



Tuesday Boating class



Weather Fundamentals class

KNOW YOUR POSITION

It was just after 2 pm on Saturday, June 6, when the crew of the Freedom Too (Barry and Rosemary) proceeding to Sucia in the San Juans heard a woman's voice on the VHF asking the USCG for help.

"We're a 26' Bayliner on fire and also have water entering the engine compartment", giving her position as being off Birch Point.

The Freedom Too crew surveyed the horizon but no sign of a boat in difficulty. I contacted USCG giving our posi-

tion as being off Birch Point but there was no sign of a vessel in distress.

The lady came back on saying they were now preparing to drop anchor and again gave her position as being off Birch Point.

The Freedom Too continued on slowly and I grabbed the binoculars doing a 360 of the water and way off in the distance spotted a boat with a figure on the bow preparing to drop anchor.

It was the 26 Bay but their posi-

tion was off Point Whitehorn !!

I contact USCG indicating the boat's position and offered them my assistance. They asked the Freedom Too to go alongside and give a lat and long. We throttled up to their location but two fast response Coast Guard vessels from Bellingham roared up to the scene and tied on.

I talked to the USCG again telling them of the current situation and was told we could stand down and proceed to our destination.

ONE WEEK LATER...

I was at our boat slip in Semiahmoo Marina when a gentleman came up and offered his thanks for coming to the assistance to the 26 Bayliner. It was the owner of the boat who had been on the bow dropping anchor.

They had had the boat serviced and were out for a run when

smoke/steam started pouring from the engine compartment and on lifting the hatch saw water entering.

Evidently what had happened was a hose clamp to the raw water pump had come loose allowing water to enter hitting the hot engine causing the smoke/steam which made them think they had a engine fire.

I complimented him on the fact they made the right move by calling coast guard, putting down an anchor but indicated the position was out by about four miles.


He apologized for that - they had no paper charts and were relying on the chart plotter which they were not that familiar with.

MORAL OF THE ARTICLE... please know your position at all times and don't always rely on electronics. The seas were smooth at the time of the incident but in a real emergency and if there had been a fire the outcome could have been very different. It's worth noting they did not have a dinghy.

Submitted by Barry Baniulis, Cruisemaster

Editor's note: Challenge yourself to re-write the distress call dialogue of the above situation using the format shown in the Maritime Radio Course manual. It's always good to review and practise this.

Everyone operating a VHF Radio must have a ROC(M) license.



Cruise News

Barry Baniulis
Cruisemaster

SQUADRON CELEBRATES LABOR DAY ON VANCOUVER ISLAND



Members of the White Rock Power and Sail Squadron gathered at **Genoa Bay** on Vancouver Island to celebrate a great summer of cruising.

For those getting away on Friday morning the Strait was a giant millpond which made for a great crossing.

Meeting up in Ganges that day were Freedom Too and the crew of Akevitt - heading home from seven great weeks on the water.

A brisk wind swept up the channel into Ganges on Saturday morning making for a very lumpy trip down to Beaver Point but on heading west to Vancouver Island sea conditions moderated greatly.

Boats attending were Acadia, Akevitt, Freedom Too, an unnamed 310 Sea Ray, Carousel, Lilli, Smoochee Two, Halifax Jack, Perry - Eh and Bristol Dream.

Blue skies were in order that afternoon allowing all to catch up on great summer cruising experiences.

A wonderful happy hour attracted a crowd of 20 and a group of 10 enjoyed a group dinner out at the Genoa Bay Café.

There was plenty of pitter/patter during the night as rain came and went. Sunday was basically wet, wet and more wet.

The crib tournament had twelve players participate with first place honors to Brenda of Akevitt, second place to Janice of Lilli and third place to Melanie of Smoochee Two.



Everyone went home a winner as all received prizes.

Sea conditions were generally good for those returning to home marinas on Monday.

Editor's note: [2010 Cruise Schedule](#) is on page 12, this issue

A potluck dinner under cover of the gazebo drew 16 hungry boaters with a wide variety of dishes.



From the Galley of . . .

WHALE OF A TALE FRITTATA

Submitted by Mars Workman

Our galley on board Wiley Coyote, a Hunter Legend 37 sloop, is equipped with a two burner range and a broiler with a clearance of about 5".

Any "oven-baked" recipes must be adapted and can sometimes be quite challenging.

Perhaps the most versatile and reliable entree that I prepare is the fabulous frittata. It is ideal for any meal: breakfast, brunch, lunch, or dinner.

I call it "WHALE OF A TALE" because

you use your imagination and simply make it up as you go – the wilder the concoction, the better! I often make it as our final cooked meal before returning to home port.

Why feed the seagulls, little fishes, or landfill the dregs of your food locker when you can throw a fabulous dish together and use everything up?!

A frittata is essentially a crustless quiche. The permutations of frittata creations are unlimited...simply use what is on hand. The only "gotta-have" is EGGS. Veggies such as

onions, garlic, spinach, peppers, carrots, zucchini, tomatoes, mushrooms, asparagus, broccoli, cauliflower...seafood such as shrimp, crab, oysters, clams, salmon...meat such as ham, bacon, beef, sausage...herbs such as oregano, basil, parsley...cheese such as Havarti, Swiss, Cheddar, Parmesan, Bleu...canned products in a pinch (I have not tried SPAM)...leftover noodles, rice, or potatoes...and of course eggs and a splash of milk, cream, or water...JUST ABOUT ANYTHING CAN GO INTO A FRITTATA!

THE 'HOW TO' PART:

1. Make sure that your skillet is oven/broiler-proof and use extreme caution when handling it.
2. Search the fridge and assemble and prepare all of the ingredients that you want in your frittata (slice, dice, and chop according to your preference). Uniform sized pieces tend to cook best.
3. On the stove-top heat about 2 tablespoons oil (I use extra virgin olive oil or grape seed oil).
4. Add the raw ingredients and the ingredients that will take the longest to cook or brown (i.e. diced carrot, onion, peppers, mushrooms, uncooked meat and seafood).
5. Gradually add the additional ingredients that will take less time to cook.
6. Next, add any "pre-cooked" ingredients and heat them through (i.e. pre-cooked meat, chicken, veggies, or pasta).
7. Next add garlic, spices, or any flavourings you like.
8. Once everything in the skillet is "happy" and evenly cooked, it is time to add the eggs! Use about a dozen eggs for a thick frittata in a 12" skillet – adjust to fewer eggs depending upon the size of the skillet or the frittata thickness you desire.
9. Whisk the eggs (for a dozen) with about ½ cup liquid (water, milk, half and half, or cream). Reduce the amount of liquid to about ¼ cup for ½ dozen eggs. You can add grated cheese at this point (reserve some for the top).
10. Add the egg mixture to the skillet and mix the eggs throughout all of the ingredients.
11. Continue to cook on medium heat and constantly scrape the sides down so that the liquid portion will continue to cook. Don't let the bottom overcook.
12. When the egg is still a bit moist, sprinkle any remaining cheese on the top (cheese slices work well) and place skillet in the oven (if you are lucky enough to have one!). Set oven to about 350 degrees and bake about 10-15 minutes. If you are using your broiler cook for about 5-10 minutes.
KEEP AN EYE ON IT...you want the cheese to melt and bubble and the centre to be cooked through.
13. When done, remove skillet from the oven or broiler and let it stand for a few minutes while the egg sets.
14. Cut into wedges. Serve with a salad, or fruit, or toast, or whatever tickles your fancy – ENJOY!



Membership News



Any change in your address / telephone number / e-mail / boat name?

Please ensure that the information in your membership profile is correct and up to date.

You can access your profile directly on the CPS website at <http://www.cps-ecp.ca/public/>.

Login and select the item "My Profile" in the menu at the left of the page, and follow the instructions to access and correct your profile.

If you haven't set up a login and password already there are instructions on the website to help you.

If you do not have access to the internet or are unable to make the changes yourself, ask your squadron's membership officer to update your address in your profile for you, or contact CPS at 1-888-277-2628, toll free.

*Is Your Boat Name Here?

Akevitt	Flying Geese	PaPaG	Sea-Renity
angelwhip	Great Escape	Paprika	Shaken not Stirred
Bare Necessities	interlude	Passtime	Slainte
Bellus	Jervis Mist I	Pepper Magoo	Suspence
Berlin	Kitiwake	Perry-Eh	Via Sophia
CAROWIN	Lilli	PRIME TIME	Vigilant ,CCGA-5, FRV
Catherine J	Lucy	Rebel 2	Water Hazzard
Cool Retreat	MissStress	RED SHEILLA	West Coast Kids
Dee Tour	Misty Fjord	Refugee	Wiley Coyote
DJ's Delight	Moyana	Santosha	WYNE TYME II
Emelia	Nomad	SEA JACK	Xanadu

Boat names for the Pacific Yachting 2010 Roster will be taken from the CPS database only.

*If your boat name is not shown above, please enter it in your membership profile at www.cps-ecp.ca so your fellow squadron members can recognize you on the water.

When you're cruising on the water, registering at a marina, or using your VHF radio you are known as your boat name.

White Rock Squadron membership:



as of September 20, 2009

Membership Benefits

THE LIST OF BENEFITS TO MEMBERSHIP WITH CANADIAN POWER AND SAIL SQUADRON (CPS) ARE NUMEROUS...



\$ Discount \$ on our squadron's courses

CPS membership **also** includes:

- Annual PMD Membership Roster
- 4 free issues of Canadian Yachting Magazine
- 6 free issues of Pacific Yachting Magazine
- Discount on 'non-sale-priced' merchandise at [Steveston Marine & Hardware](#)

AND discounts are also available from the following companies*

- Cowan Insurance www.cowangroup.ca
- BOAT/US
- West Marine Chandleries
- Delta Hotels
- Choice Hotels
- Caribbean Luxury Skippered Charter
- National Car Rental (Canada)
- Speedy Club Membership
- Speedy Muffler King services
- Michelin / BF Goodrich tires
- BoatSell Vessel for Sale web listings
- C-Tow membership
- Telus Mobility Member Program: Special Employee Offerings
- Ports Cruising Guides
- Weems & Plath
- MariTech Industries
- ICOM Canada
- Canada Propeller

***For a more detailed list and explanation** of CPS membership benefits go to the CPS National website at <http://www.cps-ecp.ca/> (click on 'Membership', then 'Member Benefits').

***For more information on local benefits** go to the PMD website at <http://www.cps-ecp.ca/pacificmainland/> (click on Member Benefits and scroll down).

Did you know that a White Rock Squadron membership costs about the same as the 6 free issues of Pacific Yachting magazine if you had purchased them at the newsstand ?

Everything else is a bonus.

Any questions about boating?

Our Communications Officer will find the answer for you.

Please telephone 604-515-5566 or e-mail info@whiterocksquadron.org



Our Environment

PROTECTING THE MARINE ENVIRONMENT — A SHARED RESPONSIBILITY

Canadian Power and Sail Squadrons were founded with a Mission Statement to teach 'Safe Boating' and to also recognize that a boat must be operated in both a "Safe and Environmentally friendly manner".

Every recreational boater has a vested interest in preserving both the safety and the beauty of the waterways that are our playgrounds, not to mention a responsibility to do so for the inhabitants and other users of those waters, both present and future.

Every vessel has an environmental impact.

It is up to skippers and crews to make certain that the environmental impact is minimal, and that the environment does not suffer from boaters' enjoyment of their local waters.

Environmental issues related to boating activity fall into 5 main categories:

- Handling of fuels, lubricants, and coolants
- Discharge of sewage or noxious grey water
- Boat maintenance
- Protection of in-shore habitats
- Applicable marine laws

Pump-out stations at Harrison Hot Springs public launch May 2009



Suggested reading:


The Marine Environment - A Shared Responsibility is a document prepared by the Squadron Environment Officers of Pacific Mainland District (PMD), Canadian Power and Sail Squadrons (CPS), to be used as a tool to educate students, members and others in their responsibilities to the environment in which their boats are operated. Developed from other documents within CPS with relevant information added for boaters in British Columbia, it contains detailed information on how to preserve both the safety and the beauty of the waterways from the environmental issues listed above. This document can be found at: <http://powersquadron.ca/Environment.htm>

Guide to Greenboating (published by the Georgia Strait Alliance)

One of the best and most comprehensive references for information on the subject of marine environmental stewardship, this publication and a number of other resources can be found on their website at www.GeorgiaStrait.org. I have copies available for our students and Squadron members.

Submitted by Mars Workman
Environment Officer, White Rock Squadron

the kids' page




draw a
picture



THE WIND

write a
story



~ What makes the wind blow?

~ Have you ever been out boating when it was really windy?

~ Name all the wind instruments you might hear in an orchestra. Why are they called "wind instruments"?

~ Name 3 fun things you like to do outside when it's windy.

~ How do windmills differ from wind turbines? How are they the same?

~ What is a 'windsock'? (see photo on next page)

▶ If someone you know is taking our *Fundamentals of Weather* Course, ask them what causes the wind to blow?

▶ Does your mom or grandma remember a skipping song about 'the wind'? (*"the wind, the wind, the wind blows higher..."*)



How **SCARY** will you look
on All Hallows' Eve?

Tell us about your hallowe'en costumes.

If you would like to have your drawing or story appear on this page in a future newsletter, contact the editor by [email](#) or telephone 604-515-5566.



Visit CPS 4 KIDS

<http://www.cps-ecp.ca/kids>
Enter our card design contest,
find games to play, and more,
on the links page, and
download our CPS Colouring
and Activity Book!
(click on picture to open)



Reprints & Re-reads

Click on the link to open the newsletter containing the article previously written by White Rock Squadron members.

How to Make an Emergency VHF Antenna without Soldering

Author: Kevin Dean / October 2003 page 3

<http://www.whiterocksquadron.org/backissues/Anchoroct03.pdf>

Our Easter Cruise: Lessons in Marine Weather Forecasts

Author: Harald Hanssen / August 2005 page 6

<http://www.whiterocksquadron.org/backissues/Anchoraug05.pdf>

Lobster Fishing

Author: Andrew Pothier / October 2000 Issue page 4

<http://www.whiterocksquadron.org/backissues/Anchorlineoct00.PDF>

This column will also include links to educational and interesting articles previously published in other squadrons' newsletters.



The Best Little Boat

Author: Rob Savage / pages 8,9,10

<http://www.capilanosquadron.com/Images/cc/0704.pdf>



Windsock at
Harrison Hot Springs
beach

MAKE NEW MEMORIES

**BY ATTENDING OUR 3RD ANNUAL TRI-SQUADRON
DINNER/DANCE ON FRIDAY, NOVEMBER 27TH.**

**DETAILS WILL BE E-MAILED TO OUR MEMBERS
AND WILL BE POSTED AT 'THE COFFEE TABLE'
DURING CLASSES A.S.A.P.**

CRUISING 2010 SCHEDULE

Easter

Poet's Cove

Friday, April 2 and Saturday, April 3

Canada Day

Ganges

Wednesday, June 30 and Thursday, July 1

Victoria Day

Otter Bay

Saturday, May 22 and Sunday, May 23

Labor Day

Genoa Bay

Saturday, September 4 and Sunday, Sept. 5

Please note — there is no planned extended cruise in 2010.

For further info contact [Barry Baniulis](#)

Directory



(Local)

White Rock Power and Sail Squadron

Telephone: 604-515-5566

Leave a complete message and your telephone number.

This info line is checked daily (more often prior to course registrations) by our Communications Officer.

E-mail: info@whiterocksquadron.org

Mail: WHITE ROCK POWER & SAIL SQUADRON
Box 499
800 15355 24 AVE
SURREY BC V4A2H9

Website: www.whiterocksquadron.org

Bridge members and their contact numbers are also listed in the Roster from Pacific Yachting magazine.

(District)

Pacific Mainland District

E-mail: dongriff@telus.net

Mail: 984 WEST BROADWAY
PO Box 53523
VANCOUVER BC V5Z 4M6

Website: <http://www.cps-ecp.ca/pacificmainland/>

District Bridge members and their contact numbers are listed on the website and in the P/Y Roster.

(Headquarters)

Canadian Power and Sail Squadron

Email: hqg@cps-ecp.ca

Telephone: 1-888-CPS-BOAT (1-888-277-2628)

or (416) 293-2438 (during business hours eastern time)

Fax: (416) 293-2445

Website: www.cps-ecp.ca

Mail: CPS-ECP
26 Golden Gate Court
Scarborough ON M1P 3A5

Bridge Members 2009—2010

Commander	
Roger Gibb	604-535-6702
Executive Officer	
Carlos Fuenzalida	604-535-0369
Training Officer	
Cliff Harvey	778-294-6035
Secretary	
Laurel Quelch	604-536-9161
Treasurer	
Ted MacKinnon	604-538-7553
Public Relations	
Andrew Pothier	604-536-0430
MAREP Officer	
Shirley Shea	604-288-7089
Membership Officer	
Ken Penny	604-531-5602
Communications	
Denise Foxall	604-531-2402
Supply Officer	
Grant Hadland	604-531-9373
Environment Officer	
Mars Workman	604-531-5373
Cruise Master	
Barry Baniulis	604-542-0519
Social/Ed Programmes	
John Naylor	604-538-2720
Historian	
Gerry Durant	604-535-3573
Web Master	
Harald Hanssen	604-538-7311
Port Captain	
Ken Penny	604-531-5602
Assistant Training Officer	
Gerry Rapp	604-538-1410
Ass't Membership Officer	
Lawrence Parkin	604-538-1016
Member at Large	
Norm Headrick	604-531-7425
Member at Large	
Ken Tomkow	604-536-9420
Past Commander	
Rick Hepting	604-576-6670
Editor	
Linda Spence	604-531-9817